

November 2023

Vol. 21 No. 11

President's Memo

Greetings,

The month of October was a busy one. We attended the Mabank car show where Walt won the Best in Class award with his 1929 Fordor Survivor. The tour to Mineola was fun. We saw the Salt Museum and the solar eclipse during our lunch stop in Grand Saline. The Select Theater tour and show were excellent. I just returned from Winnsboro. The attendance was down this year because of the wet weather, but everyone seemed to have a great time.

Believe it or not the Christmas party is coming up soon. Let's get together at the next monthly meeting and make plans.

See you then.

Jonathan Vaghy, President

CLUB OFFICERS

President

JONATHAN VAGHY

817-454-2599

Vice President

SPENCER PENNINGTON

903-603-4282

Secretary/Treasurer

LOU CARPENTER

903-880-9735

BOARD of DIRECTORS

CHUCK CHESHIRE

972-741-8749

WALT HELLEBRAND

903-833-5572

JODY LETCHWORTH

903-603-4969

NEWSLETTER EDITOR

NANCY CHESHIRE

nmcheshire@yahoo.com

WEBMASTER

BILL LEE

bill@wrlee.com





Mabank, Henderson Co., Texas

NAME AND PURPOSE

This club shall be known as the Cedar Creek Model A Ford Club, a non-profit organization, hereinafter referred to as the "Club."

The purpose shall be to maintain, preserve and restore the vehicle known as the Model A Ford (1928-1931) and all things pertaining to the Model A Ford, including literature, historical and technical information.

MEMBERSHIP

Application for membership shall be made in written form. Applications shall be filed with the Secretary and accompanied by dues for the current year.

RESTRICTIONS: All members of the Club shall be restricted to members of either the Model A Restorers Club or Model A Ford Club of America national clubs. Members may be accepted without ownership of a Model A Ford; however, no member shall be permitted to hold office unless said member has owned a Model A Ford within the six month period prior to the official election date.

DUES

The annual dues shall be fifteen dollars (\$15.00) per year. Dues are for the calendar year. The annual dues shall include member and wife and shall be payable before February 1st. Any member may be suspended by the Treasurer for non-payment of dues at the expiration of thirty (30) days from February 1st.

MEETINGS

Regular meetings of the members of this Club shall be held on the first Tuesday of every month unless said day shall fall upon a legal holiday, in which case the meeting date shall be established by the Board of Directors.

Table of Contents	
President's Letter	1
Photo of the Month	1
Club Officer's/ Board Members/Committee Directors	1
Charter and Life Members	2
Club Membership Information	2
Table of Contents	2
Meeting Minutes / November Quiz	3
Sunshine News	4
Editor's Comments	4
Birthdays	4
Club News	5-10
Informational Articles	6, 11
Technical Tips	12
Upcoming Events	13-17
National Club News	18-19
Event Calendar	20

The Cedar Creek Model A Ford Club (CCMAFC) was formed in 2002 in Henderson Co., Texas. The club's meetings are held at the Dairy Queen in Seven Points, Henderson Co., Texas near Cedar Creek Lake.

Charter Members:

John and Wanda Bell
 Jim Bellah – deceased
 Bill and Sue Capps
 O. V. and Lorene Cliver – deceased
 S. D. "Shorty" Johnson – deceased
 Olin Lewis – deceased
 Ola Powell – deceased
 Gene Tregre – deceased





MEETING MINUTES

Cedar Creek Model A Ford Club Monthly Meeting –October 3, 2023

Our meeting opened with the Pledge of Allegiance. Jonathan Vaghy asked if anyone wanted to talk about the minutes from last month. They were accepted by Fredye Quain and Jody Letchworth.

The financial report was given and accepted by Barbara Quain and Anna Hellebrand.

Herman Dentler told us he went to the Cruise-in in Athens. He met a man named Harold and invited him to come to our meetings.

Our guest was James Marshall from Prairieville. He has 2 - 32 Chevys and 2 – T's.

There were 2 birthday people present for October - Bob Letchworth and Fredye Quain. So we got to sing the birthday song.

UPCOMING EVENTS: We are touring to Mineola on October 14. There are 16 people signed up. The group will start at Vetonis at 10AM in Gun Barrel, and then meet more of the group at the Veterans Memorial in Canton. Jonathan has a route planned through Grand Saline where we will stop for lunch at Bubbas Grill House. Then we will continue down Highway 80 to Mineola. There will be cars from other clubs parked at the historic movie theater.

Winnboro is the weekend of October 27. The local area group will leave from Vetonis at 10AM.

Dickies Barbecue in Mabank has a car show this weekend. There are also shows in Ferris and LaRue but no details on them.

BREAKFAST: We will meet at the Dairy Palace in Canton for breakfast on October 17th.

RAFFLE: Fredye Quain was the raffle winner. We collected \$35 dollars for tickets for the drawing.

The meeting was adjourned by Bob Letchworth with a second from Fredye Quain.


Respectfully submitted,
Lou Carpenter Sec./Treas.



1. In which month does November fall?
2. When is Thanksgiving celebrated in the U.S.?
3. What event does November 11th commemorate in the U.S.?
4. What are the birthstones for November?
5. Which season begins after Thanksgiving in the U.S.?
6. In which country is Berlin, where the Berlin Wall fell in November?
7. What famous Thanksgiving parade takes place in New York City?
8. What accompanies roast turkey on Thanksgiving tables in the U.S.?
9. What football games are played on Thanksgiving Day in the U.S.?
10. What does the red poppy symbolize in November in the UK and Commonwealth countries?
11. What is the flower for November?
12. President Abraham Lincoln delivered which famous speech in November 1863?
13. Thanksgiving was declared the first national holiday in America by which President?
14. The first occupied space capsule was launched into space in November of 1957 carrying what type of animal?
15. The word "November" comes from a Latin word meaning what?

Answers on last page.


NOVEMBER BIRTHDAYS




Paula Winter	11/6
Miles Pennington	11/14

From the Editor

Hello Everyone,
 November and holiday time is upon us. A great time to celebrate our blessings!
 Well, the 2024 Texas Tour registration is officially online. You can register and pay with Zelle online, fill out the form online, print and mail with a check, or print the form and fill out the form with pen, and mail with a check. There is a form and information in this newsletter, but check out the website and resources at texatour2024@dmafc.com
 Nancy Cheshire




Happy Thanksgiving



"I HOPE THIS DOESN'T TURN INTO A TRADITION."

"Gratitude is the inward feeling of kindness received. Thankfulness is the natural impulse to express that feeling. Thanksgiving is the following of that impulse."
 —HENRY VAN DYKE



Sunshine News

By Lou Carpenter

Haven't heard any news from anyone.

Hope that means all are doing well.

Let us know. We care about you!



In **October** the club met for breakfast at the Dairy Palace in Canton. It was a small group this time. Bob Letchworth's brother, Roy, from California joined nine club members for a good time eating and socializing.



Dickies BBQ Car Show in Mabank





Walt always has fans of his car. Many great cars were at the show.

Walt was the Class Winner for 1950s and older.

History of Band-Aids

The Band-Aid was invented in 1920 by a Johnson & Johnson employee, Earle Dickson, in Highland Park, New Jersey, for his wife Josephine, who frequently cut and burned herself while cooking. The prototype allowed her to dress her wounds without assistance. Dickson passed the idea on to his employer, which went on to produce and market the product as the Band-Aid.

The original Band-Aids were handmade and came in single strips three inches wide and 18 inches long, made of "ZO" adhesive plaster with a strip of gauze pad in the center. The adhesive was protected by a piece of similarly sized red cloth you would pull back to the cut the adhesive.

Johnson & Johnson promoted the product in their magazine *Red Cross Messenger* as well as surgeon's and nurse's journals, and offering free samples to any doctor who requested them. This did not help make them very popular.

By 1924, Johnson & Johnson decided to patent the name and introduced machine-made Band Aids cut into one and a half by four inch strips besides the original size, now marketed as Surgeon Sized. Band-Aid.com says "that are ready to use at 3 inches long by 3/4 inch wide. There's a little red string in the packaging for consumers to easily tear it open."

Additionally, they began advertising in *Boy's Life* and *Every girl's Magazine* as necessary parts of first aid kits for Cub Scouts and Campfire Girls. The editors of *The Lancet* in England report on receiving a box for them to review in November of 1927 containing a combination of six three quarter inch wide strips and two larger uncut strips. The description doesn't mention the paper wrapper or the string.

The company says that they produced the first waterproof Band-Aids in 1932 called the DryBak, but don't say the material it's made from. No advertisements were found in the digitized California Newspaper collection until an advertisement in 1935. In World War II, millions were shipped overseas, helping popularize the product. In 1951, the first plastic strips were introduced with adhesive so strong and waterproof you could hold it to an eggshell and boil it and the Band-Aid would not come off. Also in 1951, the first decorative Band-Aids were introduced. Beware wearing a Band-Aid in your period costume. They've changed a lot since 1929-1931.

Easily Applied

Cut off piece you need

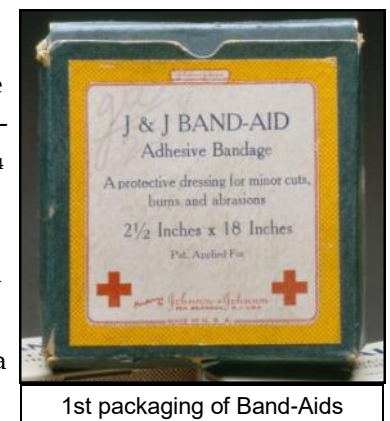
Remove protective covering

Apply to the wound

FIRST AID	
Hospital Cotton, lb.	25c
1/2 x 3 yd. Adhesive	15c
Iodine 1/2 ounce	9c
Unguentine Tubes	30c
J. & J. First Aid Kit Keep one in your auto....	25c
J. & J. Band Aid	25c
Zinc Oxide Ointment	15c
J. & J. Gases, 5 yds.	54c
Absorbine Jr., 4 oz.	94c
Antiseptic Solution, pt.	17c

Oakland Tribune, May 22, 1935

Earle Dickson, inventor



1st packaging of Band-Aids

Mineola Tour to see the Movie, Speedy



Three good looking Model A's stopped for lunch in Grand Saline. We toured the Salt Museum. There is enough salt in the mine to supply the US for the next 20,000 years. They gave us free salt. If your salt container has GS on the bottom it came from Grand Saline.

Great turnout for the Select Theater. We got a backstage tour. Tex said he will plan a gathering next year at the theater for IMAD.



From Tex:

We had four Model A clubs represented on Saturday, Oct. 14 at the Historic Select Theater & Lake Country Playhouse: Autumn Trails As, Tyler Model A Club, Cedar Creek As, and the Dallas Model A Ford Club.



We met at 1:30 pm, went inside, then Randy Parrish and George Jones talked about the history of the theater, restoration projects, and at 2:00 pm we watched the 1928 silent movie "Speedy" starring Harold Lloyd. Oh, before the movie, George Jones surprised us with an era short, a Betty Boop cartoon.

It was great visiting with folks from all over Northeast Texas. When the Autumn Trails and Tyler clubs talked about this we didn't know what to expect, but we ended up with 54 people and 14 Model As that came. That was more than I expected! *By Tex Willis*



A Good Old Wet Time in Winnsboro


The Friday Night Stew



The Saturday Parade

The rain let up just long enough for the annual Antique Car Parade!





The BBQ Dinner

Harris won oldest in attendance. Oldest driver and a drawing for a Mum basket. Congratulations, Harris! *From Jonathan Vaghy*

The Sunday Tour

We had about 15 Model A's on our tour through the countryside today. Even though we had a little spotty rain, it was a good tour. We only had one breakdown, a fuel line problem. Chana Gail S. Willis laid out a big spread. We had plenty of snacks and drinks. We finished with a tour down Peckerwood Flats road, a tour favorite. *By Tex Willis*



~ News From The Era ~

FORD EMPLOYEE BADGES AND TOOL CHECKS (“CHITS”)

Since 1912, employees of Ford Motor Company have been required to wear badges—first made of metal and later of plastic—that identified them and indicated what plant and department they worked in. Badges were also used by other automakers such as Cadillac, Packard, Dodge, and Chevrolet.



1912 – 1915 Badge



Model T 1915 – 1927

Badges used during the **Model A era** looked like this:



Here's a badge worn by a Ford employee in New Zealand:



The Whitehead & Hoag Company, founded in 1892, was one of the primary makers of employee badges for car companies. Here's the reverse side of a Ford badge:



Employees also used tool checks (or “chits”) to check out tools from the tool locker at Ford’s plants. The number on the chit matched an employee's badge number. Once the chit was traded for a tool, the employee was responsible for it until the device was returned for the chit. Here are two tool checks and a matching employee badge:



Chit

Badge (40s?)

Chit

It was easy to cross-reference who had the tool if it wasn't returned. Also, if you quit or were fired, all your "tool checks" had to be turned in, or you didn't get paid. Ford Motor Company didn't call them chits. The person behind the counter was the tool crib manager. Some cribs were enclosed on four sides with heavy wire. You could see into them and out to the work floor.

Some **Model A bodies** were made by the Murray Corporation of Detroit, Michigan (in business 1925 until 1939). The Murray Co. also used tool checks in their manufacturing facilities:



Murray produced 4,954 examples of Ford's new \$695, 150-A Station Wagon in 1929 and all of Ford's 155 Town Sedans and 165 Fordors. Find a tool chit that matches your Model A's assembly location whether it's a Briggs, Murray, or Ford body style, it looks great on your key fob!

Technical Tips

FROM THE BENCH


CHRIS WICKERSHAM

Cleaning the Working Parts of Your Model A

Recently while replacing the engine in one of my Model A's, I was confronted with the problem of what to do about all the dirty nuts, bolts and small parts that I removed and was intending to re-use with the new engine. About 15 years ago, I had completely restored this car with the intention of using it for local Model A outings and club events but also as a car to take on long distance tours. I had powder coated the frame and other major under chassis components to make it easier to keep clean and looking nice. After 19,000 miles of club events and long distance touring, while the engine and undercarriage looked reasonably clean, when I started to take things apart, I found everything was a bit dirtier than expected and most components had a coating of grease and oil. Certainly, with a new freshly painted engine being installed, I wanted everything else to be clean and presentable.

After removing the old engine and transmission, I sprayed CRC Engine degreaser on the front suspension components and areas of the chassis that were dirty and greasy. After letting it set over night, I pushed the car outside and just hosed off the front suspension and engine bay. I was surprised how clean everything was. The powder coated components were really easy to clean up. I was careful not to get any engine degreaser on the fenders or body as I was not sure how it would react with these paint finishes. To clean the firewall, I used Simple Green spray cleaner. I have been using this cleaner for many years with very good results. It is not hard on finishes and does a good job of removing dirt and is easy to rinse off with water.

I used a shallow flat metal tray to clean all the small parts and nuts and bolts. I then sprayed both sides of everything with the engine degreaser and let it set for an hour or so then rinsed them off with hot water. For a final clean, I could use either Simple Green or liquid dish washing soap and then rinsed with hot water. Liquid dish washing soap does a good job of removing the oily film that can remain after using the engine cleaner. Dish washing soap also does a good job cleaning your hands and the lemon scent will make everything smell good.



For really dirty parts, I will first soak them in kerosene and then use simple green or dish washing soap. Be careful using kerosene. It is flammable but does a good job cleaning really grimy parts. If you are cleaning parts with kerosene, use in a well ventilated area away from any open flame and be sure to store it properly.

With a little effort and good cleaning agents, it is not difficult to keep the working parts of your Model A clean and presentable.



Tech Tip

Use Hand Protection When Working on Your Model A

To protect your hands when working on greasy or oily components of your Model A, it is a good idea to use disposable gloves made especially for the mechanic. This is especially true when using solvents or harsh cleaning agents. When finished, be sure to wash your hands thoroughly and use a good hand lotion. Good oil and solvent resistant disposable gloves are available at most auto parts stores.



From Santa Anita As newsletter

Save the Date!

CCMAFC

Christmas Party

December 2, 2023

11 am—?

Mabank Library

Bring a white elephant gift and an unwrapped toy.

Watch Mass Mailer for more details

2024 TEXAS TOUR SCHEDULE

		Attendees	Cost	Total
Registration Fee (per family)		___ family	\$75.00	
Late Registration Fee after May 15, 2024 (per family)		___ family	\$90.00	
Wednesday, June 12, 2024	Times			
Early Registration/Self guided tours	3:00pm-6:00pm	___		
Thursday, June 13, 2024		How Many?		
Registration/ Hospitality/ Raffles	9:00am-5:00pm	___		
Repair Tent	12:00pm-5:00pm	___		
Self-guided tours	all day	___	n/c	
Guided Tour of Milam Lodge	2:00pm-4:30pm		n/c	
Guided Statue Driving Tour (no. of cars)	3:00pm-4:00pm		n/c	
Lady Drives an "A" Driving Test (no. of people/cost of patch)	3:30pm-4:30pm		\$7.00	
Fashion Entrants Meeting - Stage Area of Convention Hall	5:15pm-6:00pm	___		
Welcome Dinner	6:00pm-8:30pm	___		
How many of each? ___ Fajitas & fixins ___ Veg.	___		\$25.00	
Kids (under 13) ___ Fajitas & fixins ___ Veg.	___		\$10.00	
Friday, June 14, 2024				
Registration/ Repair Tent/ Hospitality/ Raffles	9:00am-5:00pm	___		
Fashion Judging (no. of people /\$ per person towards awards plaque)	9:00am-1:00pm		\$5.00	
Vehicle Judging (no. of cars /\$ per person towards award plaque)	9:00am-1:00pm		\$5.00	
Tour to Old Univ Bldg, Stone Fort, & Zion Hill Church (no. of people)	10:00am-12:00pm		n/c	
Tour to Sterne-Hoya, Durst Taylor House, & Zion Hill Church (no. of people)	10:00am-12:00pm		n/c	
Tour to Old Univ Bldg, Stone Fort, & Railroad Museum (no. of people)	1:00pm-3:00pm		n/c	
Tour to Sterne-Hoya, Durst Taylor House, & Railroad Museum (no. of people)	1:00pm-3:00pm		n/c	
Ice Cream Sundaes/Hubley Derby/Fashion Displays (no. of people)	6:00-8:30pm		n/c	
Hubley Derby Races (no. of cars/ fee per car)	7:00pm-8:30pm		\$5.00	
Saturday, June 15, 2024				
Grand Tour - historic sites, lunch & car games	8:00am - 3:30pm	___		
Lunch - How many of each?: ___ Beef ___ Chicken ___ Veg.	___		\$20.00	
Kids lunch(under 13) - how many?: ___ Beef ___ Chicken ___ Veg.	___		\$5.00	
Car Entrance Fee (no. of cars/fee per car)	___		\$5.00	
Repair Tent/ Hospitality/ Raffles	3:30pm-5:00pm	___		
Presidents' Meeting of TX club presidents. - Stage Area of Convention Hall	5:00pm-6:00pm	___		
Farewell/Awards Dinner	6:00pm-9:00pm	\$ per person		
How many of each: ___ Lasagna ___ Chicken ___ Veg.	___		\$35.00	
Kids Meal (under 13) ___Chicken strips and Mac & cheese ___ Veg.	___		\$10.00	
TOTAL EVENT PRICE				
T-SHIRTS - see T-Shirt page for pictures of the shirts available				
T-Shirts (how many?), Green S ___, M ___ no pocket			\$25.00	
T-Shirts (how many?), Green L ___, XL ___ no pocket			\$25.00	
T-Shirts (how many?), Green 2XL ___, 3XL ___ no pocket			\$27.00	
T-Shirts (how many?), Green S ___, M ___ with pocket			\$27.00	
T-Shirts (how many?), Green L ___, XL ___ with pocket			\$27.00	
T-Shirts (how many?) Green 2XL ___, 3XL ___ with pocket			\$29.00	
Extra Patches (1 included with registration)	How Many? ___		\$5.00	
Extra Radiator Badges (1 included with registration)	How Many? ___		\$5.00	
TOTAL MERCHANDISE PRICE - tax included with all merchandise				
TOTAL AMOUNT SUBMITTED				



Event Descriptions

Texas Tour 2024

June 13-16, 2024

Nacogdoches, Texas

Texas Starts Here!

RV parking available at:

Fairway RV Park – 5393 US-59 #5393 * (936) 462-9900

Village Park – 11945 US Hwy 59N * (936)564-5338

Western Pines RV Park – 5001 NW Stallings Dr. * (936) 645-6352

Wednesday, June 12, 2024

Come early and enjoy some self-guided tours. Early Registration will be open from 3–6pm.

Self-Guided Tours of Nacogdoches – Start at the Visitors' Center, then stroll the brick streets of downtown Nacogdoches, visit the antique and specialty shops, the Fire Museum, and historic landmarks in the area. See seven statues in the downtown area. Then drive to the remaining seven statues of the statue tour. Drive through the campus of Stephen F. Austin University. If you are involved in Car Judging or Fashion Judging visit some of the places listed on Friday's schedule under Mini-tours.

Eat at Clear Springs, Auntie Pasta's, Dolli's Diner or other great local restaurants.

Thursday, June 13, 2024

Registration/Hospitality in the Fredonia/Convention Hall Lobby – check in at the Registration table and receive your Welcome Bag and tour information. Enjoy some snacks and water at the Hospitality table. Visit and renew friendships of Model Aers across the state.

Raffles Items in Fredonia/Convention Hall A – Look at raffle items and purchase some raffle tickets.

Self-Guided Walking Tour of Downtown Nacogdoches – after getting your bearings at the Visitors' Center, step onto the brick streets of downtown Nacogdoches and stroll the antique and specialty shops. Be sure to visit the historic landmarks in the downtown area. Enjoy a guided tour inside the historic Milam Lodge.

Statue Tour – To commemorate important individuals and their roles in the development of the state of Texas, a series of 14 statues await visitors to the city. Each one is a work of art. See seven statues in the downtown area. Then drive to the remaining seven statues of the Statue Tour. Maps will be supplied.

Lady Drives an "A" Driving Test – this driving test is to make sure you know the basics of your Model A and what it takes to start and drive it. You will earn a "Lady Drives an A" patch.

Fashion Entrants' Meeting – a short meeting for those participating in the Fashion Judging.

Welcome Dinner – come and renew your Model A friendships over a dinner of fajitas, beans, Spanish rice, guacamole, etc. Vegetarian meal is available also. Learn a little history of the Nacogdoches area and Model As. You might meet some historic characters.

Friday, June 14, 2024

Registration/Hospitality/Raffles in the Fredonia/Convention Hall A – check in at the Registration table and receive your Welcome Bag and tour information. Enjoy some snacks and water at the Hospitality table. Visit and renew friendships of Model Aers across the state. Purchase some raffle tickets.

Fashion Entrant and Display Judging will take place at the Fredonia Convention Hall A – Photos will be taken of each entrant or display.

Car/Vehicle Judging will be at Festival Park – a photo of each car will be taken.

Enjoy Mini-Tours – Stone Fort Museum, Old University Building, Sterne-Hoya House, Durst Taylor House, Zion Hill Historic Church, Railroad Depot Museum, or shop at Fortney House. If time you might visit Millard's Crossing Historic Park.

Dinner on your own at local restaurants.

Hubley Derby/Fashion Display/Ice Cream Sundaes – enter your Hubley car in kids, youth, or adult categories. Prizes for first, second, and third place will be awarded in each age category as well as a People's Choice Award, and Overall Winner. Watch the races while eating a make-your-own ice cream sundae. View the Fashion Display Tables as you arrive.

Saturday, June 15, 2024

Grand Tour – our tour will take you along the El Camino Real de los Tejas for stops at Caddo Mounds State Historic Site and Mission Tejas State Park. Then we will travel to Ratcliffe Lake Recreation Area for lunch. Lunch of chopped brisket sandwiches or chicken leg quarters, chips, cookies, and canned soda or water will be served at the Sawmill Pavilion. Vegetarian lunch is available also. **Bring your own chairs.**

Games – Model Aers, get your partners and join in some interesting Car Games or Corn Hole Tournaments after lunch at Lake Ratcliffe. You just might be a winner! Awards will be presented at the Farewell/Awards dinner. After lunch and games return to Nacogdoches along Texas Highway 7.

Hospitality/Raffles –get a snack and water after returning from Grand Tour. Last chance for raffle tickets.

Presidents' Meeting – all Model A club presidents (or their representatives) will meet behind the stage in Convention Hall A prior to the dinner to discuss future Texas Tours and events.

Farewell/Awards Dinner – come enjoy a dinner of lasagna or chicken piccata, green salad, roasted potatoes, green beans, garlic bread, and cheesecake or Texas sheet cake for dessert. Vegetarian meal is available also. Fashion, Car judging, Game, and miscellaneous awards will be presented. Entertainment, too!

If you would like to place an ad in the tour booklet for the 2024 Texas Tour, the deadline is May 1. The booklet will be printed in color. You may want to offer a discount or incentive to promote your business (you could include a coupon in the ad or mention the ad for the discount.)

Business Card size \$25

½ page \$60

¼ page ad \$35

Full page \$120







You may mail a check, payable to **Dallas Model A Ford Club** or DMAFC (note that it is for an ad on the memo line), and your camera-ready art to:

Nancy Cheshire, 8450 Fallow Run, Larue, TX 75770.

You may also email your art or ad copy to: texastour2024@dmafc.com


NATIONAL CLUB NEWS

2023 National Awards Banquet
Nov 30th - Dec 3rd
Santa Maria

Join us at the Historic Santa Maria Inn in Santa Maria, California. Explore all the Central Coast has to offer! Visit Hearst Castle! Visit Solvang, Danish capital of the US! Hope to 'See Ya in Santa Maria'

2024 MARC National Tour
MAY 21ST-23RD, 2024
Backroads and Buggies




Hosted by Model A Drivers/Oakleaf/Scioto Regions
Stay tuned for Host Hotel information.

"Don't Be Bashful
Meet us in Asheville"

The MARC NATIONAL MEET
July 15-18, 2024


Stay tuned for Host Hotel information. For the latest updates, request to "JOIN" the Facebook group "2024 MARC National Meet."




MAFCA 2024
National Convention
June 23 - June 29
Ruidoso, New Mexico

More info at SouthWestAventures.com

Good Times in Hershey, PA - October 2023



Doug Linden gave a detailed presentation on long-distance touring

Sandra Aguirre and Nan Linden anchored the "HQ"

The MARC tent was busy and a friendly resting spot [Julie C. with backpack]

2023



Event Calendar

- NOV 5, 2023 Daylight Savings Time Ends
- NOV 7, 2023 Meeting at the Dairy Queen in Seven Points
- DEC 2, 2023 Christmas Party/Meeting at the Mabank Library
- JUN 13-16, 2024 . Texas Tour in Nacogdoches, TX



What kind of key can't open doors? — a turn-key!

Why did the turkey refuse dessert?— he was already stuffed.

Why is Thanksgiving the smartest holiday — It's Know-venber

What kind of glass does a turkey drink from? — a Goblet

What do you wear to a Thanksgiving dinner — a Har-vest.

What is the best dance to do on Thanksgiving — the turkey trot

Answers from page 3—1. 11th month 2. 4th Thurs. of Nov. 3. Veteran's Day 4. Citrine & Topaz 5. Christmas Shopping Season— Black Friday 6. Germany 7. Macy's Thanksgiving Parade 8. cranberry sauce 9. Detroit Lions & Dallas Cowboys 10. Remembrance for WWI soldiers 11. Chrysanthemum 12. Gettysburg Address 13. Abraham Lincoln 14. dog 15. nine

Patronize our Club Sponsors

a **YANKEE's** lock **SMITH** service
 Call Us For All Your Home, Auto or Business Needs
 Call **903-880-AYLS (2957)**
903-432-AYLS (2957)
 Serving the Cedar Creek Lake Area since 1995

Richard *Richard* Smith, Owner and Operator
EMERGENCY SERVICE AVAILABLE

VISA Licensed and Bonded - License Number BI3379



Seven Points
 Hwy 274 @ 334
 903-432-3076

Kemp
 1218 S. Elm Street
 903-498-8222

Dairy Queen
 Danny Hampel & Shirley Leone
 Email: teddysdq@msn.com

Your Cedar Creek Model A Ford Club Meeting Host Since 2003

Mike's "A" Ford-able Parts
Mike Butcher

124 Model A Drive, Maysville, GA 30558
 email: mike@mikes-afordable.com - www.mikes-afordable.com
 Fax: 706 652 2492 - Phone: 706 652 3866
 1 888 TRY MIKE (879 6453)



Specialising in 1928 - 1931 Model A Ford Parts

BRASSWORKS
 Early Ford Radiator Reproductions
 Radiator Restorations
 Custom Built Radiators



28-29
 30-31
 32
 Radiator Cores
 Flat Tube
 Round tube
 Honeycomb
 Cartridge
 33-34
 35
 Heater Cores
 Fan Shrouds
 36
 37-39
 40-41
 Paso Robles, CA

www.thebrassworks.net 805.239.2501