



Model A Club News

February 2020

www.CedarCreekAs.org

President's Memo

Hello Members,

Well here it is February already where did January go. It most likely went by the way side like our New Years Resolution. I think it is time to slow the clock down, what I mean is to set some ambitious goals for ourselves and the Model "A" World. We need a specific plan to achieve that goal. What do I do this month, week, or day with our cars. I bought my first "A" in 2006, it is time to do more in our small world. Lets all make a new resolution and do more for our CLUB. I need to enjoy every step by doing so.

Some of our members know I just recently moved from Payne Springs to Seven Points out in the country on 5 acres. Had to buy a tractor to brush hog the weeds 4 to 5 feet tall. I had great help from(Anna Harris) with the move and from (John Shore) with the pasture. Almost finished but not forgetting my good helpers, still a little more to do, like getting my tractor out where I slightly buried it in the pasture now. HOW DO I GET IT OUT???

In the mean time John and I have been working on a Model a frame and motor trying to get ready to sell. Details to follow.

Walt Hellebrand
President

CLUB OFFICERS

President

WALT HELLEBRAND
972-768-3168

Vice President

CHUCK SPORTSMAN
903-833-5572

Secretary/Treasurer

SUE CAPP
214-616-5813

BOARD of DIRECTORS

MAX WESTBRUCK
214-215-5216
GERALD PHARISS
903-603-3666
GARY VICK
214-288-1124

NEWSLETTER EDITOR

and

WEBMASTER

BILL LEE

Bill@WRLee.com

Join MAFCA Today!

The Restorer
MODEL A FORD CLUB OF AMERICA



Receive six big issues
of our full color
award winning publication.

Just \$50 yearly

Technical • Touring • Historical
Era Fashions • Cars For Sale • Chapter News

www.mafca.com or call 866-379-3619

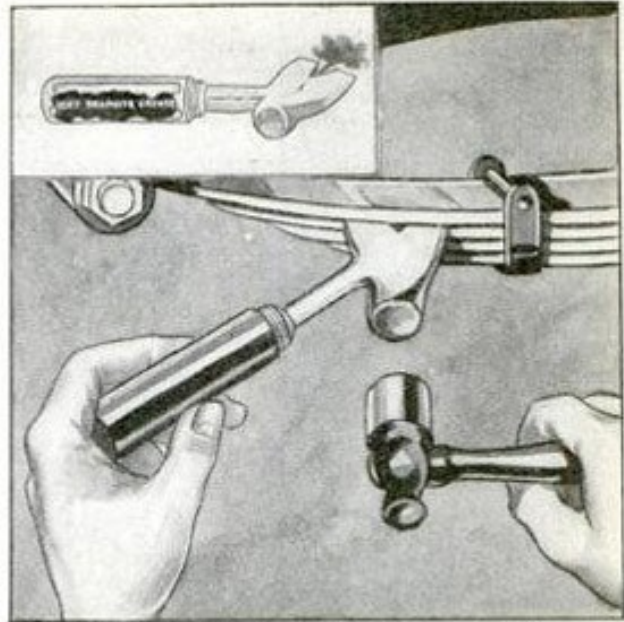
The largest car club dedicated to one model!

Reminder: All club members must be MAFCA members in order for our charter to be valid. See Sue for membership information.

A Tomahawk Grease-Gun

COMBINING the advantages of a grease-gun with that of a spring-separating device, the tomahawk spring lubricator is a most interesting new tool. As the illustration shows, it is a small steel tomahawk, the hollow handle of which is filled with soft graphite lubricant. By a turn of the wrist, this lubricant is forced through a canal into the "edge" of the tomahawk, and thence between the leaves of the creaking spring.

The directions for this tool are the simplest: Hold the edge of the hatchet against the spring to be lubricated, strike a blow with a hammer on the striking butt and turn the handle with the left hand. A goodly quantity of lubricant is promptly forced between the spring leaves. Although the tool is particularly intended for small cars, it can be used on any sized spring on automobiles or trucks. All that is necessary is a heavier hammer and a stronger blow.



Here is a device that saves hours of time in greasing the leaves of automobile springs



**"TOMAHAWK"
SPRING LUBRICATOR**

The handiest, quickest, simplest and best tool on the market for spring lubrication. Made of finest drop forged steel. One blow of a hammer drives the Tomahawk between the leaves of the spring, and a twist of the wrist injects soft graphite grease.

No. DTG150 **\$1.50**

CCMAFC Meeting – Seven Points Dairy Queen January 7, 2020



Elvis was at the Mabank Cafe ... January 24, 2020

The choice for dinner was fried catfish or barbeque ribs. Enjoyed by all. As the pictures attest!



Cedar Creek Model A Ford Club
Minutes January 7, 2020

President Walt Hellebrand called the **meeting to order** at 5:30pm. He welcomed everyone and led the pledge.

He asked if everyone had gotten their copy of the newsletter and had **read the minutes** as printed in the newsletter. Chuck Sportsman made the motion to accept the minutes. Bill Lee seconded the motion.

The **financial report** was read. Chuck Sportsman made the motion to accept the financial report. Herman Dentler seconded the motion.

Sunshine report...none

Birthdays present.: Doyle Nelle, Bill Capps, Sandy Fite, Emma Pharris, Anna Harris and Jody Letchworth. Happy Birthday was sung..sadly!

Old Business: tonight we will draw from the past 6 months raffle tickets for the \$50. drawing.

New Business: Walt had a "dream" ..he saw Chuck and Nancy Cheshire as the tour directors for this year. Chuck Cheshire agreed to accept the challenge. He and Nancy will plan a February tour to Palestine for the Mardi Gras. This will be an overnight tour for those who wish to make it a 2-day event. Friday-Saturday, February 21-22. We will tour the town. Visit The Iron Gate, the oldest hardware store in Texas.

Chuck Sportsman agreed to work on a tour to Hillsboro.

Bill and Sue Capps agreed to plan a tour to Marshall or/and Jefferson area.

Chuck and Nancy Cheshire will be doing the Hubley races again this year at Texas tour in Kerrville. They will need 2 volunteers to assist them. Bill Lee and Herman Dentler offered to help.

Harris Lege is planning a tour to the famous Route 66 possibly in May for those who wish to join him.

A tech session for the ladies was discussed since Lou Carpenter and Julia Waterman have both experienced dead batteries. Harris suggested that a 25 point check list be conducted at that time also. He will make the list. Chuck Cheshire stated that we should have a "Lady drives a Model A" day and award patches to the lady drivers.

Walt wants someone to host a tech session on horns..since he has not heard his horn blow for over 2 years.

Upcoming Events: Tuesday breakfast..Athens Cafe in Athens 8am Tuesday, January 21st.

The monthly raffle drawing was won by Chuck Cheshire. The \$50 drawing was won by Jack and Paula Winter, new members who joined the club in November.

Shirley announced Customer Appreciation day in Kemp at the DQ on Wednesday, January 22. The Seven Points Customer Appreciation day will be Saturday, January 25 11am-8pm. All orders will be 50% off.

Herman Dentler made the **motion to adjourn**. Gerald Pharris seconded the motion. The meeting adjourned at 6:11pm.

Sue Capps



January Monthly Breakfast January 21, 2020

The January Monthly Breakfast was held at the Athens Cafe, enjoyed by all. Good food and, as always, good fellowship!



Birthdays in February

**Happy
BIRTHDAY**

Ed Cliver
John Shore
Jo Ann Cliver
Wallace Kemp

02/10
02/12
02/18
02/21



Happy Birthday!

Sunshine Report

Sue Capps

Bill Lee had a heart angiogram, no new stents but a rotorooter in a couple of spots. *(This is the excuse for the late newsletter. ed.)*

Jim's Tech Tip

by Jim Cannon,

Nut and Bolt Torque - Part 2

I wrote last month about the basics of tightening a nut or a bolt with a torque wrench. As I mentioned, there are tables of recommended torque values to use for guidance on our cars. Let's continue with that theme.







In general, published torque values (unless it states otherwise) are for tightening a nut or bolt with clean, dry threads. This means the rust has been cleaned off of the bolt or stud threads (I use a wire brush) and they have been wiped dry. No oil, grease or anti-seize compound should be applied to the threads that the nut will be turning on. (A drop of oil can be applied to the surface that a nut is tightening against, such as the boss on the top of a head, where the stud goes through the head.)

If you lubricate the threads on a stud or bolt, it will be too easy to turn the nut as you torque it. So when you stop at your target torque (say 55 ft-lbs for a head nut) you will have stretched the bolt or stud more than 2 times as far as you would with the same torque with dry threads. This will be like over-torquing the nut and can result in the stud or bolt breaking, the stud pulling out of the block, or the head or block cracking, due to too much stress on it. That will ruin your day!

So clean the threads before you start, keep the threads dry, use a torque wrench, and stop pulling the instant the torque wrench clicks. You'll be glad you did. Have a Model A Day!


Jim

FYI ON BOLT GRADES

Grade	Material	Hardness
 Grade 2	Low or Medium carbon steel	1/4" - 3/4" dia under 6" 74,000 PSI Minimum
 Grade 3	Medium carbon steel	1/4" - 3/4" dia under 6" 110,000 PSI Minimum
 Grade 5	Medium carbon steel, quenched & tempered	1/4" - 1.0" dia 120,000 PSI Minimum
 Grade 5.1	Low or Medium carbon steel, quenched & tempered	1/4" - 1/2" dia 120,000 PSI Minimum
 Grade 6	Medium carbon steel, quenched & tempered	1/4" - 1.0" dia 140,000 PSI Minimum
 Grade 8	Medium carbon alloy steel, quenched & tempered	1/4" - 1 1/2" dia 150,000 PSI Minimum



No AAOOGAAAH!



Farmer Fixes: Redneck Wheel puller



CCMAFC Event Calendar

FEB 04, 2020 -- Monthly meeting - at the DQ Seven Points. Tire kicking 5pm meeting begins at 5:30pm

FEB 18, 2020 -- Monthly Breakfast - Gather for fellowship and food! 8:00a.m. Site TBDL.

MAR 03, 2020 -- Monthly Meeting - at the DQ Seven Points. Tire kicking at 5pm. Meeting begins at 5:30pm

APR 07, 2020 -- Monthly Meeting - at the DQ Seven Points. Tire kicking at 5pm. Meeting begins at 5:30pm.

MAY 05, 2020 -- Monthly Meeting - at the DQ Seven Points. Tire kicking at 5:pm. Meeting begins at 5:30pm

JUN 21-26, 2020 -- 57th Texas Tour Combined National MAFCA conference - Kerrville Y O Ranch Hotel Kerrville, Texas

Patronize our Club Sponsors

a **YANKEE's** lock **SMITH** service

Call Us For All Your Home, Auto or Business Needs

Call **903-880-AYLS (2957)**

903-432-AYLS (2957)

Serving the Cedar Creek Lake Area since 1995

Richard *Smith* Smith, Owner and Operator

EMERGENCY SERVICE AVAILABLE



Licensed and Bonded - License Number BI3379



Dairy Queen

Danny Hampel & Shirley Leone
Email: teddysdq@msn.com

Seven Points

Hwy 274 @ 334

903-432-3076

Kemp

1218 S. Elm Street

903-498-8222

Your Cedar Creek Model A Ford Club Meeting Host Since 2003

Mike's "A" Ford-able Parts

Mike Butcher



124 Model A Drive, Maysville, GA 30558

email: mike@mikes-afordable.com - www.mikes-afordable.com

Fax: 706 652 2492 - Phone: 706 652 3866

1 888 TRY MIKE (879 6453)



Specialising in 1928 - 1931 Model A Ford Parts

BRASSWORKS

Early Ford Radiator Reproductions
Radiator Restorations
Custom Built Radiators



28-29
30-31
32
Radiator Cores
Flat Tube
Round tube
Honeycomb
Cartridge

Heater Cores
Fan Shrouds

Paso Robles, CA

www.thebrassworks.net

805.239.2501