



Model A Club News

March 2019

www.CedarCreekAs.org

President's Memo

Hello, CCMAFC Members!

Well, I hope that all of you are keeping up with your monthly mileage driven in your Model A.

The transmission in my Ford Ranger went kapoot, and I had to use the Model A as a daily driver for a week. The old girl did a great job and I've gone a little over two hundred miles on her so far. So that's two hundred miles last month and two hundred for this month.

Bob Letchworth is doing some house cleaning and I visited his spectacular shop on Monday and he literally loaded my pickup with parts which I need or just good to have on hand.

Thanks Bob & Jody!

Jody has done a fantastic job on putting a historical masterpiece together with her 19th century extra house. It's furnished with interesting antiques and family keepsakes. I'm including a picture. *(See on later page. Ed.)*

.We are saddened by the news of the loss of yet another member, Lois Estes. Keep Jim in your thoughts.

I always look forward to the next meeting at the Seven Points Dairy Queen.

MAX & PAT

CLUB OFFICERS

President

MAX WESTBRUCK
214-215-5216

Vice President

CHUCK SPORTSMAN
903-833-5572

Secretary/Treasurer

SUE CAPPS
214-616-5813

BOARD of DIRECTORS

WALT HELLEBRAND
972-768-3168

GERALD PHARISS
903-603-3666

GARY VICK
214-288-1124

NEWSLETTER EDITOR

and

WEBMASTER

BILL LEE

Bill@WRLee.com

Reminder:
Club dues for 2019 are due! Please see Sue at the next meeting or send to the club P.O. box.

Cedar Creek Model A Ford Club Monthly Meeting – February 5, 2019

President Max Westbrook called the **meeting to order** at 5:30pm. He welcomed everyone, new members the Fites and Nelles and led the **pledge** of allegiance to the flag.

Max asked if everyone had **read the minutes** as published in the newsletter and if there were any corrections or additions. Chuck Sportsman made the motion to **accept** the minutes. Walt Hellebrand seconded the motion. Motion carried.

Financial report was read. Gerald Phariss made the motion to accept the report. Chuck Sportsman seconded the motion.

Sunshine report.Max gave an update on Harold Hemphill.

Gerald Phariss is still experiencing some pain. He will start rehab in a couple weeks.

O V is still in Tyler with Eddie and JoAnn...Please call him..the best times are around 11:30am or 4:30pm. Please send him a card!

Birthdays: John Shore and (Emma Phariss for January)

Old Business. Turn in your Model A mileage to Sue...

New Business. Bill Lee announced that he and Ken Parker are planning the Bluebonnet Tour for this year...details next meeting. Breakfast at the DQ in Seven Points on Tuesday, April 16, tour and then lunch at The Cotton Patch in Ennis.

Upcoming Events: Tri-County Farm and Ranch fun raiser on Saturday, February, 23 from 5-8pm. At the museum building on Business 175 Mabank

Tours.. Anyone have an idea? Anyone want to plan a tour? No interest

Monthly breakfast will be Tuesday, February 19 at The Terrell Cafe in Terrell 801E Moore St

Ladies Day Out...Thursday, February 21 - movie in Athens at 8am. Followed by lunch at Tilos in Athens.

Tech Session...coming up soon at the Fites...DTBA

Claudie Nelle won the **raffle** drawing.

Walt made the **motion to adjourn**. Bill Lee seconded the motion.

The meeting **adjourned** at 6:24pm.

Sue Capps

Sunshine Report

Please pray for Jim Estes...his precious Lois passed away.

Harold Hemphill continues cancer treatments.

Gerald Phariss has started rehab, but still is having soreness and pain.

O V Cliver is in recovery from previous stroke.,

Glenn Willey had complete shoulder reconstruction surgery. He has moved to Arizona to be near family.

Anna Harris' sister passed away.

Shirley..her sister recovering from knee surgery, and her mom.

Birthdays in March

Happy
BIRTHDAY

Jim Blakeney

03/26

Happy Birthday!



CCMAFC Event Calendar

MAR 05, 2019 -- Monthly meeting - Tire kicking 5:00pm. Meeting at 5:30pm Dairy Queen in Seven Points

MAR 19, 2019 -- Monthly Breakfast - 8am Location TBD

APR 02, 2019 -- Monthly Meeting - Tire kicking 5pm. Meeting starts at 5:30pm Dairy Queen in Seven Points

APR 05-07, 2019 -- Poor Boy Tour - must be a Houston club member. Hallettsville, Texas

APR 16, 2019 -- Monthly Breakfast 8am – DQ in Seven Points

APR 16, 2019 -- Bluebonnet Tour - We're planning a Bluebonnet tour this spring. will start with the Tuesday Breakfast (see above) at the DQ in Seven Points and will end in ennis for early afternoon lunch.

JUN 13-15, 2019 -- Texas Tour - Thu, Jun 13 - Sat, Jun 15, 2019. Registration begins Thursday. Fashion banquet Friday, June 14---Sat June 15 is the grand tour with lunch and evening banquet...home on Sunday!..... 56th Annual Texas Tour, Kerrville, TX DMAFC Tour Hosted by The Lone Star Model A Ford Club Kerrville, TX Host hotel: Y.O. Ranch Hotel & Resort Hotel Registration opens June 13, 2018 (877) 967-3767 2033 Sidney Baker Street Kerrville, TX Car Judging-June 14 Fashion Banquet-June 14 Grand Tour & Banquet-June 15 Home on Sunday!

Ladies Luncheon – February 21, 2019

We had to be at the theater by 8am to get in and get our seats...but we made it...even Sue Capps...she was the last one there but on time!!!!

There were four of us, Pat Westbrook, Jody Letchworth, Julia Waterman and Sue Capps.

The movie, "Isn't it Romantic?" was so funny...we laughed so much.. they say "laughter is the best medicine"..we all agreed....

Jeff Weinstein, who started all this fun for the 55 or over crowd is a blast! He keeps you laughing. We all agreed..we did feel much better and awake by the time the movie ended.

Since some of us who did not eat breakfast or have popcorn..we were hungry! So glad we decided to EAT...as you know that is what usually brings us all together! We had a great lunch at Tilos' Bakery in Athens. Two will totally agree, the Reuben is very good!

We hope more ladies will be able to join us next month...this is a fun time to meet new people, help those in need with our food donations and watch a good movie for FREE!



Jody and Bob's historical home restoration.




Looks like Valentine's Day

or

Maybe just goofing around! :-)

Monthly Breakfast – February 19, 2019
Terrell Cafe – Terrell, TX

Seventeen stalwarts met in Terrell for our Tuesday breakfast. Sue and Bill braved the nasty weather in their A, Harris in his, too. As always, the fellowship was first class, the food was good.




Distributor Bushing Removal

Rebuilding a distributor usually involves replacing the two brass upper shaft bushings. There are different ways to remove the old bushings. One way is to drive a chisel tip down into the seam in the bushing which causes it to bend into the opening, loosening it from the wall enough of an edge is created to grab onto and work it out.

They can also be pressed out with the correct size punch. John LaVoy, the publisher of *Model A Times*, demonstrated a even simpler method on this rebuild video.

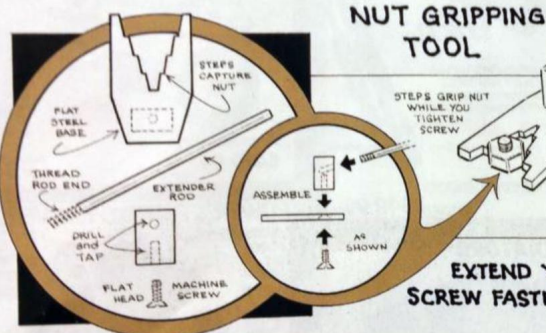

All that is required is a 1/2-inch tap (either coarse or fine thread). The distributor base is secured in a vise and the tap threaded into the bushing until it has a good purchase in the bushing. The base is then flipped over and, using an old shaft or a wooden dowel, drive out the bushing by hitting on the end of the tap.

We recently tried both methods and the tap method was easier, faster and neater. The pictures show the use of the tap method and the results of the two methods on the old bushing.



FIX'EMS

Bob Hovorka



TROUBLE TIGHTENING A NUT BECAUSE YOU DON'T HAVE THE RIGHT WRENCH and can't keep the nut from turning with your fingers? THIS "GRIPPER" IS CUT FROM FLAT STEEL and SHAPED TO CATCH MOST SMALL NUTS. A METAL BLOCK is cut, drilled and tapped TO FORM A HANDLE--or fitted with a rod TO EXTEND YOUR REACH. A FLAT HEAD MACHINE SCREW FASTENS THE BLOCK TO THE BASE (as shown)

IN THE GARAGE

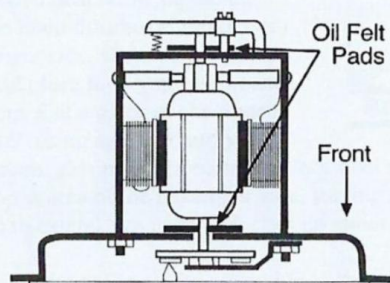
WITH

WAYNE HULL



HORN LUBRICATION

Lubricating their horn is one item that some people overlook. There are two felt pads at the armature area of your horn. Put two (2) drops of 3-1 type oil on each felt oiler pad about two times a year and this will help keep your horn working. **DO NOT OVER OIL.**



Submitted by Tony Topicz, Ohio Valley Region.
Illustrated by Dick Lewis, Lawrenceburg, Indiana

Pictured here is a homemade tool to hold the cam gear if it needs to be changed while the camshaft is in the engine.



Simply take an old timing gear side cover and use a Dremel or grinder to remove all the gussets on the inside of the cover. Next, put a hard rubber pad approximately 5" long x 1 1/4" wide and thick enough to hold the timing gear from turning between the timing gear and the timing cover. It will contact about 14 teeth instead of 1 or 2 teeth. I use a shoulder bolt 2" long on the top and 2 1/2" long on the bottom of the timing cover to tighten it enough to hold the gear from turning. Wipe any oil off the timing gear against the rubber to reduce the chance of it slipping. This will work to remove the old gear or install the new gear. There is no need to hold or block the crankshaft when using this tool.

Thoughts

My goal for 2019 is to lose 10 pounds. Only have 14 to go.

Ate salad for dinner. Mostly croutons & tomatoes. Really just one big round crouton covered with tomato sauce. And cheese. FINE, it was a pizza.. I ate a pizza, are you happy?

- How to prepare Tofu:
- a. Throw it in the trash
 - b. Grill some meat, chicken or fish

I just did a week's worth of cardio after walking into a spider web.

I don't mean to brag, but I finished my 14-day diet food supply in 3 hours and 20 minutes.

A recent study has found women who carry a little extra weight live longer than men who mention it.

Kids today don't know how easy they have it. When I was young, I had to walk 9 feet through shag carpet to change the TV channel.

Senility has been a smooth transition for me.

Patronize our Club Sponsors

a **YANKEE's** lock **SMITH** service

Call Us For All Your Home, Auto or Business Needs

Call **903-880-AYLS** (2957)

903-432-AYLS (2957)

Serving the Cedar Creek Lake Area since 1995

Richard *Smith* Smith, Owner and Operator

EMERGENCY SERVICE AVAILABLE



Licensed and Bonded - License Number B13379



Dairy Queen

Danny Hampel & Shirley Leone
Email: teddysdq@msn.com

Seven Points
Hwy 274 @ 334
903-432-3076

Kemp
1218 S. Elm Street
903-498-8222

Your Cedar Creek Model A Ford Club Meeting Host Since 2003

Mike's "A" Ford-able Parts

Mike Butcher



124 Model A Drive, Maysville, GA 30558

email: mike@mikes-afordable.com - www.mikes-afordable.com

Fax: 706 652 2492 - Phone: 706 652 3866

1 888 TRY MIKE (879 6453)



Specialising in 1928 - 1931 Model A Ford Parts

BRASSWORKS

Early Ford Radiator Reproductions
Radiator Restorations
Custom Built Radiators



28-29

30-31

32

33-34

35

36

37-39

40-41

Radiator Cores
Flat Tube
Round tube
Honeycomb
Cartridge

Heater Cores
Fan Shrouds

Paso Robles, CA

www.thebrassworks.net

805.239.2501