



Model A Club News

October 2018

www.CedarCreekAs.org

President's Message

Hello Members,

This month went on by very fast I don't know if it was the weather with all the rain and gloomy days. Our breakfast at the Dairy Queen went very well with all enjoying a good meal. I drove to the nursing home after breakfast and stayed with Virginia until 1:30 and then on to home parked the car in the garage went into the house and now I cannot find my car keys as I write this letter still no keys.

Cruise night was next and again we had bad weather and a low turnout. Sept. 22nd was IMAD and again bad weather, but the tour was still on with everyone driving the modern cars. We met in Mineola for breakfast at the Whataburger then it was on to Pine Mills Pottery. This was with out a doubt a great tour we learned a lot about the process of a pottery (Amazing) well worth the trip. Time for lunch went to Quitman, no electricity in town everything shut down. Lunch on your own, but it was a beautiful day after all.

I would like to change paths here and bring up something that haunts me for years, Alzheimer's.

A PRAYER OF PEACE

Defend the lowly and fatherless;
render justice to the afflicted and needy.
Rescue the lowly and poor;
deliver them from the hand of the wicked.

Loving God, Healer and Comforter, we pray for those who suffer from the anxiety, ambiguity and confusion of Alzheimer's disease and other forms of dementia. look with mercy upon their distress, confusion or isolation. Shelter them where dignity a peace abound. Grant them, understanding helpers and the willingness to accept help. In the face of of loss of memory and control, increase their confidence in your love and strengthen their care- givers. As the Good Shepherd, tend to the sick, rest the weary, pity the afflicted, sooth the suffering and comfort the dying. We make this supplication, in the name of Your Son, Jesus, now and forever. Amen.

Source: Catholic Health Association of the U.S.

Walter Hellebrand
President

CLUB OFFICERS

President

WALT HELLEBRAND
972-768-3168

Vice President

CHUCK SPORTSMAN
903-833-5572

Secretary/Treasurer

SUE CAPPES
214-616-5813

BOARD of DIRECTORS

JODY LETCHWORTH
903-498-3670

GERALD PHARISS
903-603-3666

GARY VICK
214-288-1124

NEWSLETTER EDITOR

and

WEBMASTER

BILL LEE
Bill@WRLee.com

Cedar Creek Model A Ford Club Monthly Meeting – September 4, 2018

President Walt Hellebrand called the **meeting to order** at 5:34pm. He welcomed everyone and long time guest, Scott Ingram. President Hellebrand led the **pledge** of allegiance.

Walt asked if everyone had read the **minutes** as published in the newsletter and if there were any corrections. There were none. Chuck Sportsman made the motion to accept the minutes. Gerald Pharris seconded the motion. Motion carried.

Financial report was read. Chuck Sportsman made the motion to accept the report. Carolyn Vick seconded the motion.

Sunshine report.. Sandra Lee had a pacemaker installed. She is doing fine. Lillian Parker is slowly getting better..keep her in your prayers. Gerald Pharris gave us a report. He is waiting to see another specialist. Will keep us posted.

Birthdays... Shirley DQ, Sue Capps, Lou Carpenter, Sandra Lee, Gerald Pharris and Pat Westbrook.

Old Business..there was none

New Business...we need officers for 2019. President and Vice-President. Sue Capps will remain as secretary/treasurer if the club approves.

Events..

IMAD Sat. Sept. 22.. Just two weeks away. We will meet at Vetoni's parking lot and leave at 7:45 am to drive to Mineola. We will meet with the Autumn Trails club. Plans are to leave at 10am. Drive to Pine Mills to meet with the owners and tour the Pottery shop. Have lunch in Quitman, shop and return in your own.

Car show at Pinnacle Club Sat. Sept. 8

Syrup festival in Henderson Sat November 10.. Leave Friday and enjoy the festival Saturday.

Warning by Walt..always carry a fire extinguisher...Bob and Jody Letchworth's Model A caught fire when they left the DQ on cruise night.

Tech Session: A tech session is set for 9am Friday, October 5 at the Harris Lege garage.

Cruise night is Thursday, Sept 20 at the DQ 5pm.

Breakfast will be on Tuesday, September 18 at the Kemp DQ 8am.


Bob Letchworth won the **raffle** drawing.

Chuck Sportsman made the motion to **adjourn**. Gerald Pharris seconded the motion. The meeting adjourned at 6:06pm.

Sue Capps

THE BEST WAY TO TEACH YOUR KIDS ABOUT TAXES IS **BY EATING 30% OF THEIR ICE CREAM.**

ATTRIBUTED TO BILL MURRAY



I hate it when I see an old person and then realize that we went to high school together.

Birthdays in October

Happy BIRTHDAY

Jim Estes	10/04
Julia Waterman	10/04
Tess Barlow	10/06
Bob Beck	10/07
Rese Gremmels	10/07
Bob Letchworth	10/23
Bill Holmes	10/31



Happy Birthday!

IMAD 2018

September 22



The club joined with members of the Autumn Trails club to drive to Mineola and then to visit Pine Mills Pottery. We were treated to a wonderful discussion of the technology of pottery making as well as the beautiful results.

After the visit, we all traveled to Quitman for lunch. But unfortunately a county-wide electrical power outage rendered all of the restaurants inoperable. Many went back to Mineola where the power was still on!



**September Monthly Breakfast
September 18, 2018**

We met on that Tuesday morning at Shirley's DQ in Kemp. All had a good visit and breakfast.



The early arrivers greeted the sun!

**Sunshine Report
Sue Capps**

Sandra Lee is doing well after getting a pacemaker.

Lillian Parker is home...still needs our prayers.

Gerald P4048harris is waiting to see the surgeon about his heart...

OV Cliver was in the hospital for a few days....he had treatment to reduce fluid.

Virginia Hellebrand is doing a little better..she has gained some weight. Please keep all our friends in your prayers.

From Ed Cliver: O . V. went to hospital Wednesday pm He was retaining water/fluids. Weighed 165 at check in and Thursday he weighed 146. Docs added some meds to help. He is stable and at my house now. We got here about noon. He will stay with me a few days to get some rehab etc. Please let the Model A guys know the update.

Update...O V is better now...still staying with Eddie and JoAnn in Tyler.. Please call him at the house number. 903-581-4995

I have been following a series of topics on painting on the Vintage Ford Forum. One of those there is by Logan Douglass who we all know from or trips to Texas Tour, Winnsboro and elsewhere. Logan is always there with his Model A and often with his brother, Jordan. Logan posted the following and I find that the information in it is great!

Let me introduce myself, since I haven't really posted on this forum much. My name is Logan Douglass, I've been playing with Model A's my whole life (25 years). I've been doing paint and body work since high school, both modern collision repair and restoration work, and I've been teaching collision repair for the last 2 years. (on my 3rd year teaching) Every year I try to do an "old" car project.

For bondo I always use 3M Platinum Plus filler. It sands like butter, and I have never had a failure. It's the most beautiful bondo to ever hit the market.

I've really had fantastic luck with all Sherwin Williams brand products. I've been using their products every day for 8 years and only twice have had any type of issue, which could have possibly been user error or/and product that went bad sitting on my shelf. To sum it up, they have 4 automotive paint lines, the cheapest to highest quality are as follows:

- 1) finish one
- 2) dimension
- 3) ATX
- 4) ultra

I always always always etch prime my bare metal with finish one etch primer. The etch primer has acid in it that helps it bond to the metal, and create a chemical bond to the metal as well as the mechanical bond from the sanding scratch. The etch primer also uses the acid to kill micro rust. Not rust that you can see, but keeps rust on clean metal from coming back. If you have rust shadows, meaning little bitty dark spots from light surface rust, it will neutralize the rust to keep it from coming back. But it must be sanded as clean as possible or sandblasted first before the application of etch. I will put etch over bare metal the entire process all the way through the entire process. Even the smallest of sand through, I don't take a chance of rust coming back.

Usually I deal with dimension epoxy DP210 directly over the etch primer, usually giving the etch about 15 minutes to flash before I spray the epoxy. 2 coats of epoxy, and then let it cure. Then I come back and do my patch panel work, if I have to weld in a patch, I repeat the steps above after metal work, but only spot prime my bare metal areas. Once metal work is done, I do all of my bondo work on top of epoxy. The epoxy creates a moisture barrier, so that you don't trap moisture underneath the bondo. For those of you that don't know, bondo is like a sponge, and will hold in moisture and will be a huge problem when rust starts to form under the bondo.

Once I get my bondo work done, I'll etch bare metal, give it 1 coat of epoxy, then put down 2-3 coats of feather fill. Feather fill is a polyester primer (essentially sprayable bondo) and really gives you a lot of meat to block sand on. Once the car or panel has blocked out good, I will move onto a higher grade sealer/high build.

My favorite primer in the whole world is Sherwin's ultra NP 75. It is a high build, epoxy/urethane hybrid, that can be used directly on top of metal, and is nice enough to be the final primer used. It seals like an epoxy, and lays out like a urethane, but is also incredibly high building at the same time. And sands like a

dream. So once I'm done with feather fill, I put down 2-3 coats of NP, and that's when I'll let that project sit in the corner for a couple weeks and shrink up. Once I feel like the material has had time to shrink I will scuff the NP with 6-800 depending on the color, and it will be ready to paint. The next step is only for if you break through to metal during the final wet sanding.

If I break through to metal, which happens A LOT with kids prepping parts, especially on edges, then I will again etch the bare metal, then seal the whole part in ultra P30 sealer. It is a urethane sealer that lays out just super slick and creates a really nice bed for the base coat to bond with. I will seal and base coat 30 minutes later so that I don't have to wait for the sealer to dry. P30 is a very special primer, and can be used in many different ways. It can be mixed as a high build, a sealer, and can be used as "speed" p30 which can cure and be sanded in 15 minutes. That being said, you pay the price for having all the convenience with that one primer.

All of Sherwin's color lines are nice, but I mostly use ATX color for over all paint jobs, and Ultra when color matching. Dimension color is okay, but generally takes an extra coat or two to get the primer covered. If I'm spraying something in single stage, I always use dimension line. It lays out beautiful, and is very cost effective. In my opinion, I don't see how you could get a better single stage than dimension line for a solid color, as far as finish and DOI.

Again I've used all lines of Sherwin for clear. And I can honestly say they all are pretty close to the same finish when done. We won't get into the actual life time expectations, if you can't understand why cheaper clear is cheaper, and the expensive stuff is \$4-500 a gallon, then you have no business around a paint gun.... finish wise they are all close. But I generally prefer to use dimension line and up on clear. I only use finish one on things that really matter, or things that will never see the sun. Dimension 5020 clear lays out as beautiful as any of their ultra clears. But don't expect the same lifetime if your car sits in the sun ever single day. The ATX clear is super nice, but is not reducer driven, so it can be harder to lay out slick. For their ultra high end line, I recommend CC200. It's a high end glamor clear, that will completely dry in about 3-4 hours. It's not meant to paint a whole car with, but most of the time you're only painting a couple of panels at a time anyways. It really lays out beautiful.

When it comes to paint and primers, it's important to remember, you get what you pay for. Yes some may look great at first, but the cheap stuff will fail significantly fast. All major paint brands, PPG, Axalta (dupont), BASF, Sherwin, and Val spar (now Sherwin Williams) all have very good paint. It's like buying a Ford, Chevy, or a Dodge. It's just what you like, and what you're wanting to do. Yes some paint companies charge significantly more for their products, that does not mean their product is any better. It means they can just get away with charging more because of the name. And a lot of the time you're paying more so that the jobber, the store that you're buying it from, needs to make their 30% profit off of the paint they bought from the manufacturer. Sherwin sells paints out of their own stores, not through jobbers, so that's why they are generally cheaper. But don't expect to walk into a Sherwin house paint store and be able to buy car paint. The two branches of the company are completely separate. Hopefully I haven't rambled too long, and y'all can make some sense out of this. I'll get off my soapbox now.

You can visit the Vintage Ford Forum at <https://www.vintagefordforum.com/forum/model-a>



Join **MARC**

Model A Restorers Club

6721 Merriman Road, Garden City, Michigan 48135

Email: modelarestorers@sbcglobal.net

Website: www.modelarestorers.org

Phone: 734-427-9050



Club Restoring 1928-1931 Model A's Since 1952

Thoughts

Ever stop to think and forget to start again?

When I married Miss Right, I had no idea her first name was Always.

Women spend more time wondering what men are thinking
than men spend thinking.

Is it wrong that only one company makes the game Monopoly?

The grass may be greener on the other side, but at least you don't have to mow it.

I like long walks, especially when they're taken by people who annoy me.

If at first you don't succeed, skydiving is not for you.



Money is the root of all wealth.

Sometimes I wake up grumpy; other times I let her sleep.

Patronize our Club Sponsors

a **YANKEE's** lock **SMITH** service
Call Us For All Your Home, Auto or Business Needs
Call **903-880-AYLS** (2957)
903-432-AYLS (2957)
Serving the Cedar Creek Lake Area since 1995

Richard *Smith* Smith, Owner and Operator
EMERGENCY SERVICE AVAILABLE

 Licensed and Bonded - License Number B13379 

**Dairy Queen**
Danny Hampel & Shirley Leone
Email: teddysdq@msn.com

Seven Points
Hwy 274 @ 334
903-432-3076

Kemp
1218 S. Elm Street
903-498-8222

Your Cedar Creek Model A Ford Club Meeting Host Since 2003

Mike's "A" Ford-able Parts
Mike Butcher

124 Model A Drive, Maysville, GA 30558
email: mike@mikes-afordable.com - www.mikes-afordable.com
Fax: 706 652 2492 - Phone: 706 652 3866
1 888 TRY MIKE (879 6453)




Specialising in 1928 - 1931 Model A Ford Parts

BRASSWORKS
Early Ford Radiator Reproductions
Radiator Restorations
Custom Built Radiators


28-29
30-31
32
33-34
35
36
37-39
40-41

Radiator Cores
Flat Tube
Round tube
Honeycomb
Cartridge

Heater Cores
Fan Shrouds

Paso Robles, CA



www.thebrassworks.net 805.239.2501